




# PHOTOFACT<sup>®</sup> with

# CIRCUITRACE<sup>®</sup>

Met dank aan Jef Bos



TRADE NAME: Philco Model T-703 (Code 124)  
 SUPPLIER: Philco Corp., Subsidiary of Ford Motor Co.  
 Tioga & C Streets, Philadelphia, Pa.  
 TYPE SET: 7 Transistor AM Receiver  
 POWER SUPPLY: 6 Volts DC  
 RATING: 12MA @6VDC (No Signal, Min. Volume)  
 40MA @6VDC (Signal, Normal Volume)  
 TUNING RANGE: BROADCAST 535 - 1620KC

## ALIGNMENT INSTRUCTIONS

Check for specified source voltage.

Fashion loop of several turns of wire and connect generator across loop.

Adjust output of generator to radiate only enough signal into receiver to obtain a suitable indication.

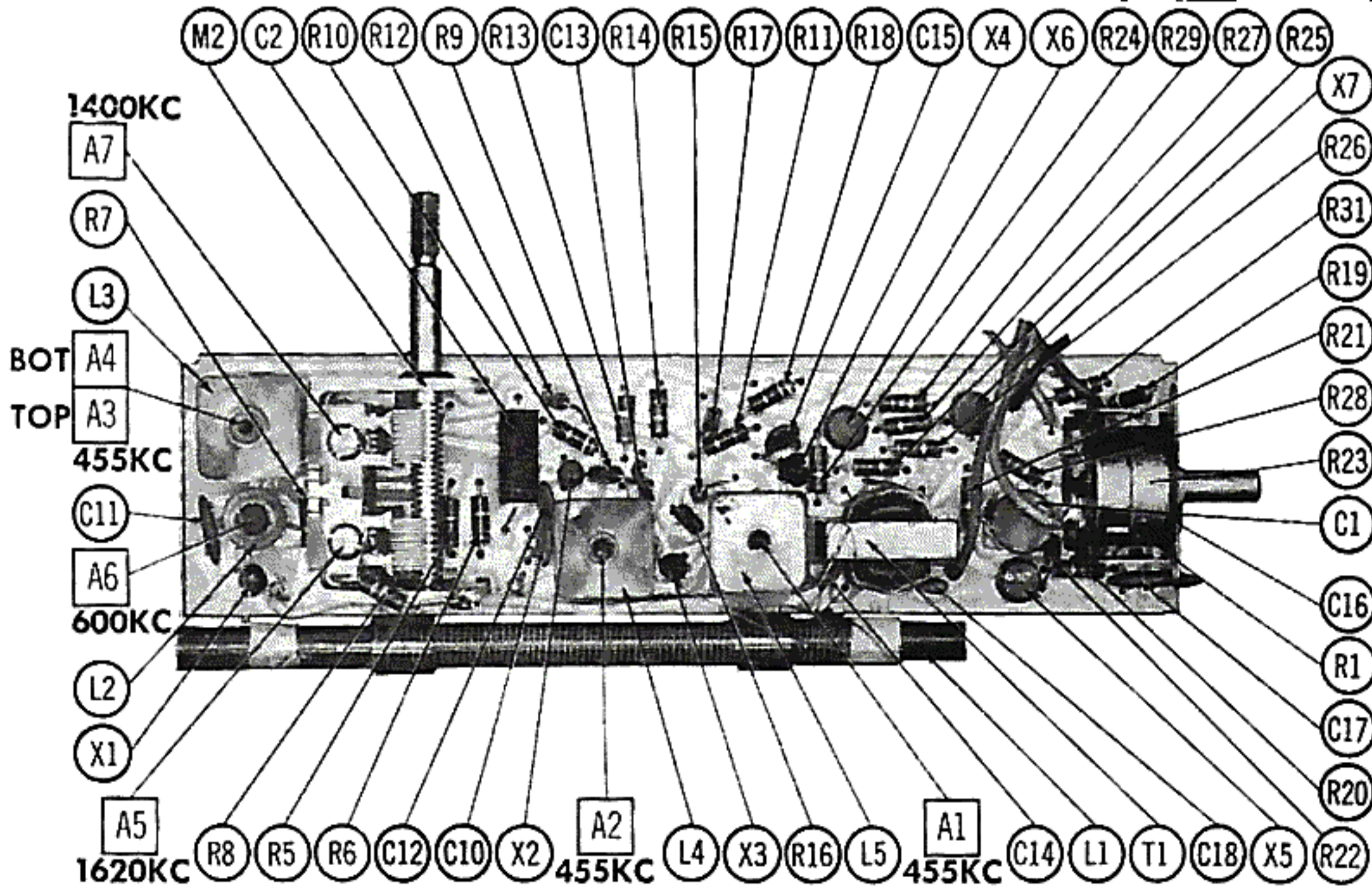

Suggested Alignment Tools:

A1, A2, A3, A4, A6.....GENERAL CEMENT #8282, 8606..... WALSCO #2526, 2543

A5, A7.....GENERAL CEMENT #5000, 5066, 8290... WALSCO #2512, 2525, 2528

SIGNAL GENERATOR FREQUENCY	RADIO DIAL SETTING	INDICATOR	ADJUST	REMARKS
1. 455KC (400v Mod.)	Tuning gang fully open.	Output Meter across voice coll.	A1, A2, A3, A4	Adjust for maximum. Repeat as required.
2. 1620KC	"	"	A5	Adjust for maximum.
3. 600KC	Tune to Signal.	"	A6	Rock tuning gang and adjust for maximum. Repeat steps 2 and 3.
4. 1400KC	"	"	A7	Adjust for maximum.

Ned. Ver. v. Historie v/d Radio



**HOWARD W. SAMS & CO., INC.** Indianapolis 6, Indiana



## TRANSISTORS

ITEM No.	ORIG. TYPE	USE	REPLACEMENT DATA			NOTES
			DELCO PART No.	GENERAL ELECTRIC PART No.	RCA PART No.	
X1	HR-9	Converter	DS-25	GE-1	2N412	PNP
X2	HR-4	1st IF Amp.	DS-25	GE-1	2N410	PNP
X3	HR-8	2nd IF Amp.	DS-25	GE-1	2N410	PNP
X4	HR-6	Detector	DS-25	GE-1		PNP
X5	HR-7	Driver	DS-26	GE-2	2N406	PNP
X6	HR-2	Output	DS-26	GE-2	2N408	PNP
X7	HR-2	Output	DS-26	GE-2	2N408	PNP

## ELECTROLYTIC CAPACITORS

ITEM No.	RATING		REPLACEMENT DATA						
	CAP.	VOLT.	PHILCO PART No.	AEROVOX PART No.	CORNELL-DUBILIER PART No.	GENERAL ELECTRIC PART No.	GENERAL INSTRUMENT PART No.	MALLORY PART No.	SPRAGUE PART No.
C1A	100	6	30-2802-1		ECPAN6	MT1-18	MLV100-6		VLS-2152*
B	60	6		BCD10X8050		MT1-18	MLV50-6	PET3400	
C2	50	6	30-2588-11	PTT29	NLW50-6	MT1-18	MLV50-6	TT6X50	VL-1094

\* Not normally in distributors stock. Available thru distributor on order to manufacturer.

## FIXED CAPACITORS

ITEM No.	RATING	REMARKS	REPLACEMENT DATA					
			AEROVOX PART No.	CENTRALAB PART No.	CORNELL-DUBILIER PART No.	ELMENCO PART No.	MALLORY PART No.	SPRAGUE PART No.
C10	.025		TTD-025	CK-253	H4		TA-125	TG-S25
C11	.0082		DI-8200	DD-822		CCD-822	B-282	
C12	.01		TTD-01	CK-103	H2		TA-110	TG-S10
C13	.01		TTD-01	CK-103	H2		TA-110	TG-S10
C14	.01		TTD-01	CK-103	H2		TA-110	TG-S10
C15	.01		TTD-01	CK-103	H2		TA-110	TG-S10
C16	.025		TTD-025	CK-253	H4		TA-125	TG-S25
C17	.47 10V			UK10-404	HCC10474Z			HY-330
C18	.001			DM-102				

## CONTROLS

All wattages 1/2 watt, or less, unless otherwise listed.

ITEM No.	USE	RESISTANCE	REPLACEMENT DATA				
			PHILCO PART No.	CENTRALAB PART No.	CLAROSTAT PART No.	CTS-IRC PART No.	MALLORY PART No.
R1	Volume & Switch	4000Ω	33-5575-44				RU53A, SL40, SF1000, US42

## COILS (RF-IF)

ITEM No.	USE	REPLACEMENT DATA					NOTES
		PHILCO PART No.	MERIT PART No.	MILLER PART No.	STANCOR PART No.	WORKMAN PART No.	
L1	Loopstick	32-4668-16					
L2	Osc.	32-4669-2					
L3	1st IF	32-4738-15					
L4	2nd IF	32-4738-16					
L5	3rd IF	32-4738-17					

# DESCRIPTION

## TRANSFORMER (DRIVER)

ITEM No.	TURNS RATIO		REPLACEMENT DATA					NOTES
	FRI.	SEC1	PHILCO PART No.	MERIT PART No.	STANCOR PART No.	THORDARSON PART No.	TRIAD PART No.	
T1	3.3	1	32-8950-1					
		SEC.2						
		1						

## SPEAKER

ITEM No.	TYPE	REPLACEMENT DATA		NOTES
		PHILCO PART No.	QUAM PART No.	
SP1	3 1/2" PM 20Ω	36-1652-9	3A05Z20	

## BATTERIES

ITEM No.	VOLTAGE	PHILCO PART No.	REPLACEMENT DATA			NOTES
			BURGESS	EVEREADY	MALLORY	
M1	6V	P-903	130 (or AL-1)	635 (or E93)	M-14R (or MN1400)	4 Required

## MISCELLANEOUS

ITEM No.	PART NAME	PHILCO PART No.	NOTES
M2	Tuning Cap.	31-2790-24	

## CABINETS & CABINET PARTS

(When Ordering Specify Model, Chassis & Color)

ITEM	PART No.	ITEM	PART No.
Knob - Tuning	424-8423	Cabinet - Leather	51-0232-2
Knob - Volume	424-8424	Grille - Front	28-14112-2

## WIRING DATA

General-use Unshielded Hook-up Wire .....	Use BELDEN No.	8590 (Solid 22AWG)	Available
		8524 (Stranded 22AWG)	in
		8570 (Stranded 26AWG)	12 Colors