


PHOTOFACT® Folder

with CIRCUITRACE™

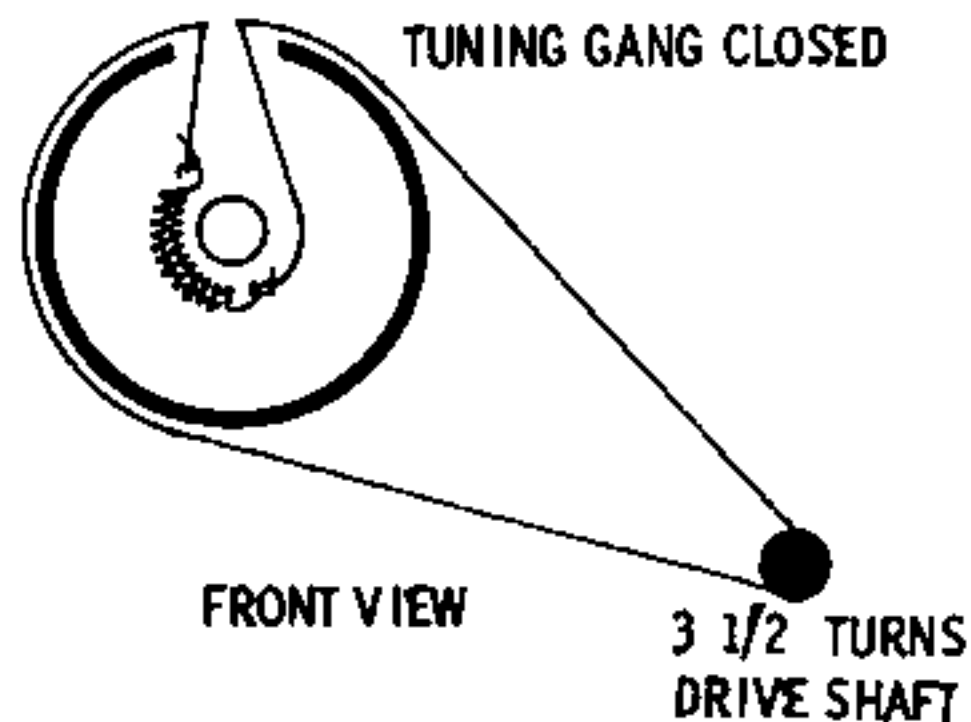
MOTOROLA MODELS AX4B/G/N,
AX5P/W (Ch. HS-918, HS-919)




DIAL CORD STRINGING



MODEL AX4N



Ned. Ver. v. Historie v/d Radio



Met dank aan Jef Bos

TRADE NAME	Motorola Models AX4B, AX4G, AX4N (Ch. HS-918); AX5P, AX5W (Ch. HS-919)		
MANUFACTURER	Motorola Inc., 4545 W. Augusta Blvd, Chicago 51, Illinois		
TYPE SET	Battery Operated 6 Transistor AM Receiver (Model AX5 Series has AC Adaptor for Line Operation also)		
POWER SUPPLY	9 Volts DC	RATING	14 MA @ 9 Volts DC (No Signal, Min. Volume)
TUNING RANGE - BROADCAST	535 - 1620KC		25MA @ 9 Volts DC (Signal, Normal Volume)

ALIGNMENT INSTRUCTIONS

ALIGNMENT INSTRUCTIONS—READ CAREFULLY BEFORE ATTEMPTING ALIGNMENT

Use only enough generator output to provide a usable indication.

Suggested Alignment Tools:

A1, A2, A3.....	GENERAL CEMENT #8607, 9291, 9294 WALSCO #2520, 2522, 2523, 2524, 2534, 2537
A4, A6.....	GENERAL CEMENT #5004, 5008, 5009 WALSCO #2520
A5.....	GENERAL CEMENT #9296, 9297 WALSCO #2546, 2547

	SIGNAL GENERATOR COUPLING	SIGNAL GENERATOR FREQUENCY	RADIO DIAL SETTING	CONNECT VTVM	ADJUST	REMARKS
1.	Fashion loop of several turns of wire and radiate signal into loop of receiver.	455KC (Unmod.)	Tuning gang fully open.	Across volume control.	A1, A2, A3	Adjust for maximum deflection.
2.	"	1620KC	"	"	A4	"
3.	"	600KC	600KC Signal.	"	A5	Adjust for maximum deflection while rocking tuning gang. Repeat Steps 2 & 3.
4.	"	1400KC	1400KC Signal.	"	A6	Adjust for maximum deflection.

HOWARD W. SAMS & CO., INC. Indianapolis 6, Indiana

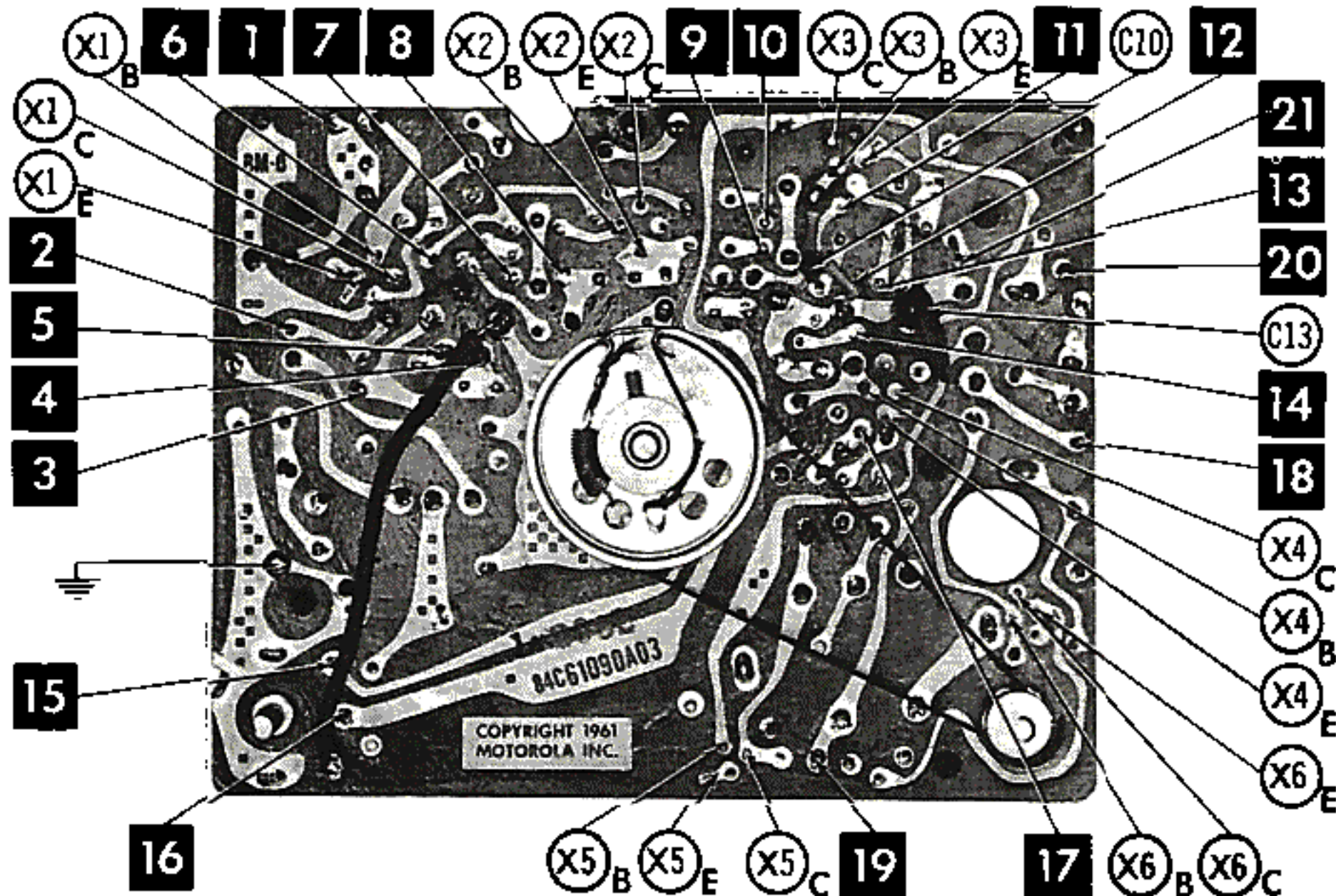
The listing of any available replacement part herein does not constitute in any case a recommendation, warranty or guaranty by Howard W. Sams & Co., Inc., as to the quality and suitability of such replacement part. The numbers of these parts have been compiled from information furnished to Howard W. Sams & Co., Inc., by the manufacturers of LG324

the particular type of replacement part listed. Reproduction or use, without express permission, of editorial or pictorial content, in any manner, is prohibited. No patent liability is assumed with respect to the use of the information contained herein. ©1962 Howard W. Sams & Co., Inc., Indianapolis 6, Indiana. Printed in U.S. of America



PRINTED BOARD

A Howard W. Sams **CIRCUITRACE** Photo



E - EMITTER B - BASE C - COLLECTOR

PARTS LIST AND DESCRIPTIONS (Continued)

COILS (RF-IF)

ITEM No.	USE	REPLACEMENT DATA					NOTES
		MOTOROLA PART No.	Merit PART No.	Miller PART No.	Stancor PART No.	Workman PART No.	
L1	Loopstick	24B61075A01					
L2	Osc.	24C61092A01					
L3	1st IF	24C646244					
L4	2nd IF	24C646244					
L5	3rd IF	24K646138					

TRANSFORMER (DRIVER)

ITEM No.	TURNS RATIO		REPLACEMENT DATA					NOTES
			MOTOROLA PART No.	Merit PART No.	Stancor PART No.	Thordarson PART No.	Triad PART No.	
	PRI.	SEC.						
T1	2.2	1	25B641394					

TRANSFORMER (AUDIO OUTPUT)

ITEM No.	IMPEDANCE		REPLACEMENT DATA					NOTES
			MOTOROLA PART No.	Merit PART No.	Stancor PART No.	Thordarson PART No.	Triad PART No.	
	PRI.	SEC.						
T2	84Ω CT	3-4Ω	25C60944A01					

SPEAKER

ITEM No.	TYPE			REPLACEMENT DATA		NOTES
				MOTOROLA PART No.	QUAM PART No.	
	SIZE	FIELD	V. C. IMP.			
SP1	4"	PM	3-4Ω	50D61009A01	4A05	

BATTERIES

ITEM No.	VOLTAGE	MOTOROLA PART No.	REPLACEMENT DATA						NOTES
			BURGESS		EVEREADY		MALLORY		
			"A"	"B"	"A"	"B"	"A"	"B"	
M1	9V			D6S		2761			

MISCELLANEOUS

ITEM No.	PART NAME	MOTOROLA PART No.	NOTES
M2	Tuning Capacitor Printed Board	19B60929A01 84C61090A01	2 Gang Less All Components

CABINETS & CABINET PARTS

(When Ordering Cabinets & Cabinet Parts, Specify Model, Chassis & Color)

NAME	PART NO.	DESCRIPTION
Dial Glass	61C61041A01	
Dial Scale	34C61039A01	AX4 Series Only
Dial Scale	34C61039A02	AX6 Series Only
Knob	36C61043A01	
Cabinet Front	1V60040A54	Blue, Model AX4B
Cabinet Front	1V60040A53	Green, Model AX4G
Cabinet Front	1V60040A52	Brown, Model AX4N
Cabinet Front	1V60040A58	Pink, Model AX5P
Cabinet Front	1V60040A57	White, Model AX5W
Cabinet Back	1V60040A51	Less Battery Cover, White, Model AX4B
Cabinet Back	1V60040A50	Less Battery Cover, Antique White, Models AX4G, AX4N
Cabinet Back	1V60040A56	Less Battery Cover, White, Model AX5P
Cabinet Back	1V60040A55	Less Battery Cover, Beige, Model AX5W
Cover	16E60980A10	Battery Compartment; White, Models AX4B, AX5P
Cover	16E60980A03	Battery Compartment; Antique White, Models AX4G, AX4N
Cover	16E60980A11	Battery Compartment; Beige, Model AX5W

WIRING DATA

General-use Unshielded Hook-up Wire Use BELDEN No. 8530 (Solid 22AWG) Available in 12 Colors
 8524 (Stranded 22AWG)
 8570 (Stranded 26AWG)

CHASSIS—TOP VIEW

