





PHOTOFACT[®]

Ned. Ver. v. Historie v/d Radio



Met dank aan Jef Bos

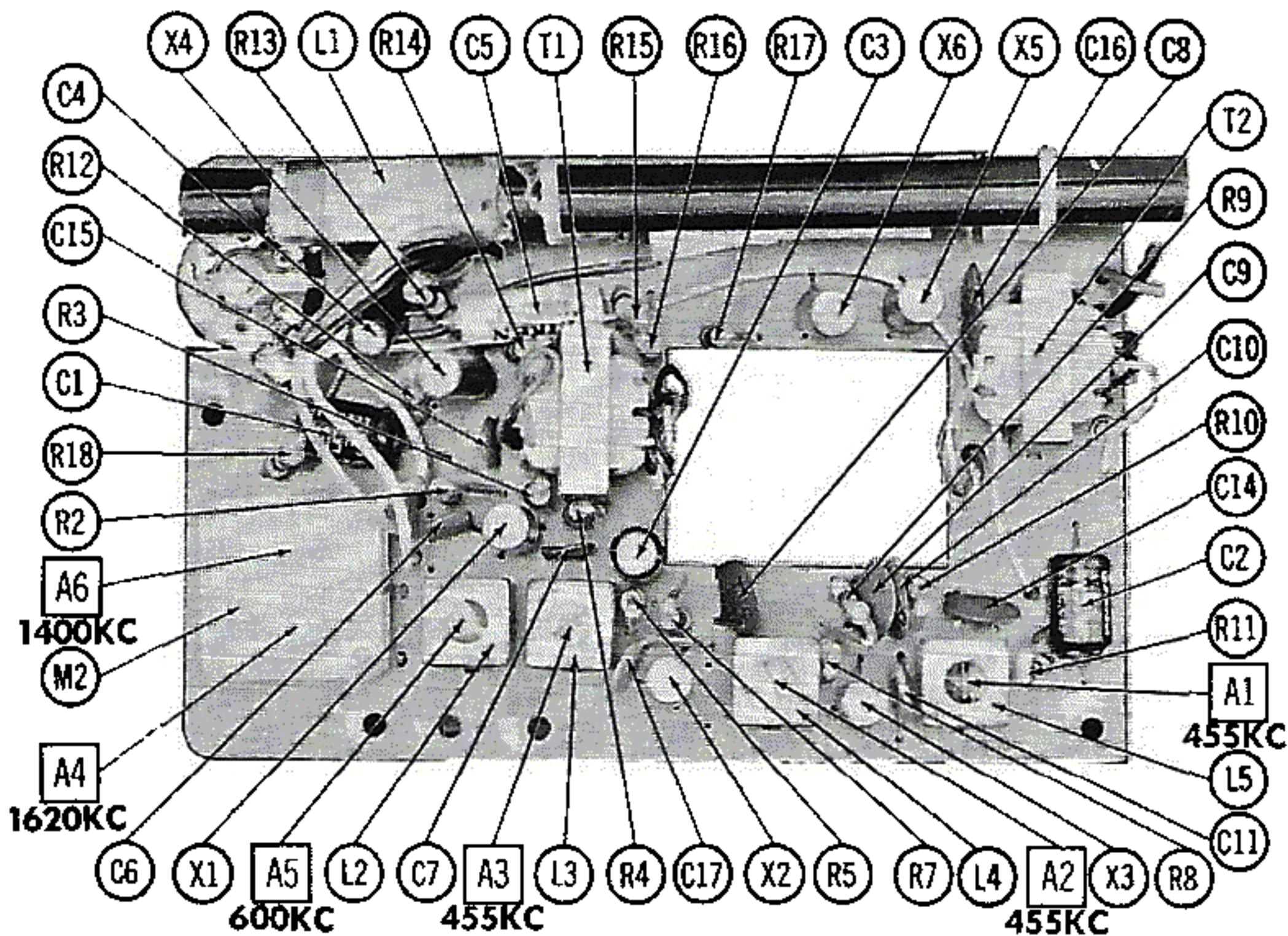
TRADE NAME: Magnavox Model AM-64
 SUPPLIER: The Magnavox Co.,
 2131 Bueter Road, Fort Wayne 4, Indiana
 TYPE SET: 6 Transistor AM Receiver
 POWER SUPPLY: 6 Volts DC
 RATING: 10MA@6VDC (No Signal, Min. Volume)
 25MA@6VDC (Signal, Normal Volume)
 TUNING RANGE: BROADCAST 535 - 1620KC



ALIGNMENT INSTRUCTIONS

Check for specified source voltage.
 Fashion loop of several turns of wire and connect generator across loop.
 Adjust output of generator to radiate only enough signal into receiver to obtain a suitable indication.
 Suggested Alignment Tools:
 A1 thru A6... GENERAL CEMENT #5000, 5066, 8290
 WALSCO #2525

	SIGNAL GENERATOR FREQUENCY	RADIO DIAL SETTING	INDICATOR	ADJUST	REMARKS
1.	455KC (400% Mod.)	Tuning gang fully open.	Output Meter across voice coil.	A1, A2, A3	Adjust for maximum. Repeat as required.
2.	1620KC	"	"	A4	Adjust for maximum.
3.	600KC	Tune to Signal.	"	A5	Rock tuning gang and adjust for maximum. Repeat steps 2 and 3.
4.	1400KC	"	"	A6	Adjust for maximum.



HOWARD W. SAMS & CO., INC. Indianapolis 6, Indiana

TRANSISTORS

ITEM No.	ORIG. TYPE	USE	REPLACEMENT DATA			NOTES
			DELCO PART No.	GENERAL ELECTRIC PART No.	RCA PART No.	
X1	2SA15	Converter	DS-25	GE-1		PNP
X2	2SA12	1st IF Amplifier	DS-26	GE-1		PNP
X3	2SA12	2nd IF Amplifier	DS-25	GE-1		PNP
X4	2SB75	Driver	DS-26	GE-2	2N406	PNP
X5	2SB77	Output	DS-26	GE-2	2N408	PNP
X6	2SB77	Output	DS-26	GE-2	2N408	PNP

ELECTROLYTIC CAPACITORS

ITEM No.	RATING		REPLACEMENT DATA						
	CAP.	VOLT.	MAGNAVOX PART No.	AEROVOX PART No.	CORNELL-DUBILIER PART No.	GENERAL ELECTRIC PART No.	GENERAL INSTRUMENT PART No.	MALLORY PART No.	SPRAGUE PART No.
C1	50	8	270044-2	PTT29	NLW50-6	MT1-15	MLV50-6	TT6X50	TE-1100
C2	50	6	270044-2	PTT29	NLW50-6	MT1-15	MLV50-6	TT6X50	TE-1100
C3	30	6	270064-1	BCD6025	ECPB412	MT1-13			
C4	1	6	270064-5	BCD6001	NLW1-6	MT1-1			
C5	30	6		PTT27	NLW30-6	MT1-13	MLV30-6	TT6X30	TE-1093

FIXED CAPACITORS

ITEM No.	RATING	REMARKS	REPLACEMENT DATA						
			AEROVOX PART No.	CENTRALAB PART No.	CORNELL-DUBILIER PART No.	ELMENCO PART No.	MALLORY PART No.	SPRAGUE PART No.	
C6	.005	(.02) †	TTD-005	CK-502	H1		TA-250	TG-D50	
C7	.005		TTD-005	CK-502	H1		TA-250	TG-D50	
C8	.02		TTD-02	CK-203	H3		TA-120	TG-S20	
C9	.02		TTD-02	CK-203	H3		TA-120	TG-S20	
C10	.02		TTD-02	CK-203	H3		TA-120	TG-S20	
C11	5 +1mmf		NPO-DI 5.0	DTZ-4R7	C10V5C	CCTO-050	CNO-547	10TCC-V50	
C12	.02		TTD-02	CK-203	H3		TA-120	TG-S20	
C13	.02		TTD-02	CK-203	H3		TA-120	TG-S20	
C14	.02		Note 1	TTD-02	CK-203	H3		TA-120	TG-S20
C15	.005			TTD-005	CK-502	H1		TA-250	TG-D50
C16	.04		TTD-05	CK-503	H5		TA-150	TG-S50	
C17	8 +1mmf		NPO-DI 8.2	DTZ-8R2	C10V8C			10TCC-V82	

† Alternate Value.

Note 1. Not used in some versions.

CONTROLS

All wattages 1/2 watt, or less, unless otherwise listed.

ITEM No.	USE	RESISTANCE	REPLACEMENT DATA				
			MAGNAVOX PART No.	CENTRALAB PART No.	CLAROSTAT PART No.	CTS-IRC PART No.	MALLORY PART No.
R1	Volume & Switch	5000Ω	220180-4	B16-214 ⊕			

⊕ Use Original Knob.

COILS (RF-IF)

ITEM No.	USE	REPLACEMENT DATA					NOTES
		MAGNAVOX PART No.	MERIT PART No.	MILLER PART No.	STANCOR PART No.	WORKMAN PART No.	
L1	Loopstick	360873-2					
L2	Osc.	360931-1					
L3	1st IF	360934-2	BC-574				
L4	2nd IF	360934-3	BC-575				
L5	3rd IF	360934-4	BC-576				

TRANSFORMER (DRIVER)

ITEM No.	TURNS RATIO		REPLACEMENT DATA					NOTES
	PRI	SEC	MAGNAVOX PART No.	MERIT PART No.	STANCOR PART No.	THORDARSON PART No.	TRIAD PART No.	
11	14	1	111111111					

DESCRIPTION

TRANSFORMER (AUDIO OUTPUT)

ITEM No.	IMPEDANCE		REPLACEMENT DATA					NOTES
			MAGNAVOX PART No.	MERIT PART No.	STANCOR PART No.	THORDARSON PART No.	TRIAD PART No.	
T2	PRI. 200Ω CT	SEC. 6-8Ω	320298-2					

SPEAKER

ITEM No.	TYPE	REPLACEMENT DATA		NOTES
		MAGNAVOX PART No.	QUAM PART No.	
SP1	2 3/4" PM 6-8Ω	580079-2	27A06Z12	

BATTERIES

ITEM No.	VOLTAGE	MAGNAVOX PART No.	REPLACEMENT DATA			NOTES
			BURGESS	EVEREADY	MALLORY	
M1	6		930 (or AL-9, Hg-9)	1015 (or E91, E9)	M-15R (or MNI500, ZM-9)	4 Required

MISCELLANEOUS

ITEM No.	PART NAME	MAGNAVOX PART No.	NOTES
M2	Tuning Cap.	280169-2	
M3	Detector (1N34A)	530030-2	

CABINETS & CABINET PARTS

(When Ordering Specify Model, Chassis & Color)

ITEM	PART No.	ITEM	PART No.
Knob - Tuning	140565-2	Cabinet - Rear	140575-2
Knob - Volume	140565-3	Case - Leather	400336-4
Cabinet - Front	140575-1		

WIRING DATA

General-use Unshielded Hook-up Wire	Use BELDEN No. 8530 (Solid 22AWG)	Available in 12 Colors
	8524 (Stranded 22AWG)	
	8570 (Stranded 26AWG)	

DIAL CORD STRINGING

